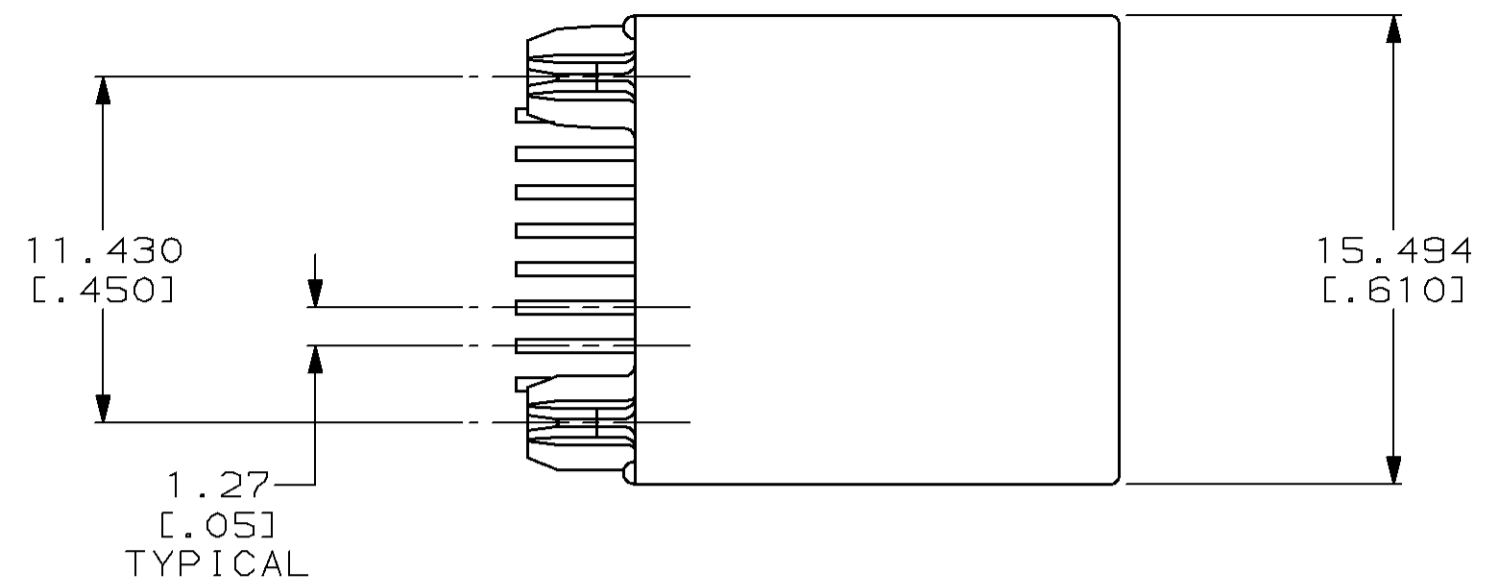


THIS DRAWING IS UNPUBLISHED. RELEASED FOR PUBLICATION
 © COPYRIGHT 19 BY AMP INCORPORATED. ALL RIGHTS RESERVED.

LOC		DIST		REVISIONS			
P	LTR	DESCRIPTION	DATE	DWN	APVD		
AA	22	E	REV; EC 0502-0016-98	22JAN98	DS	CB	

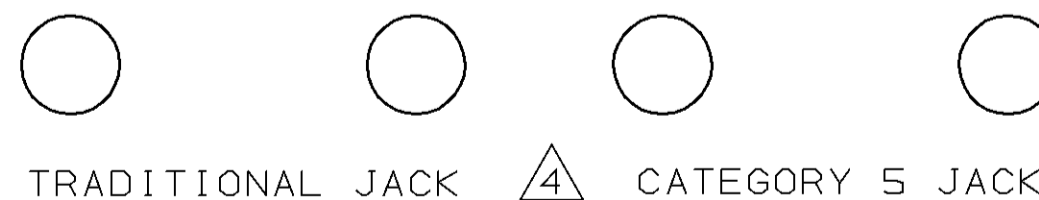
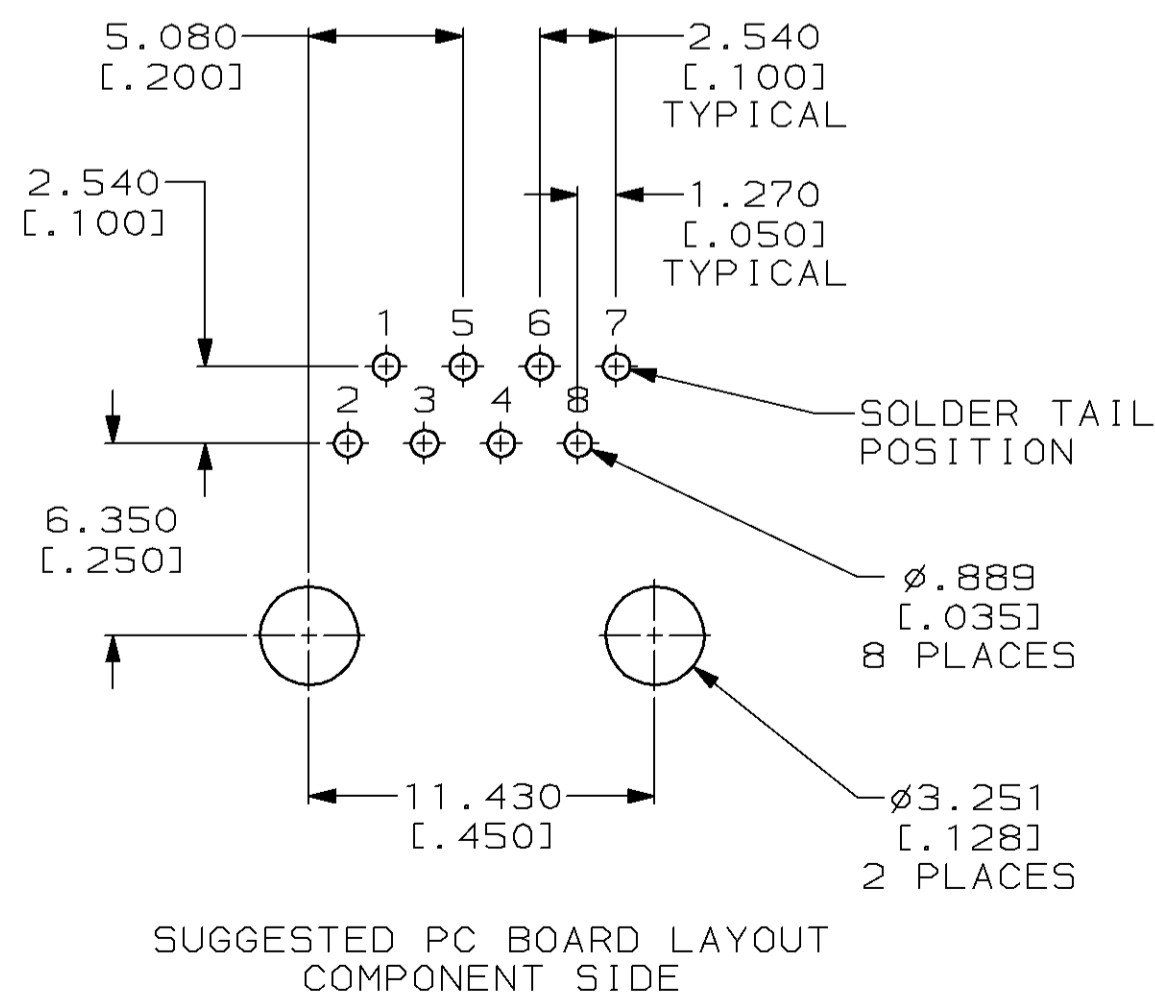
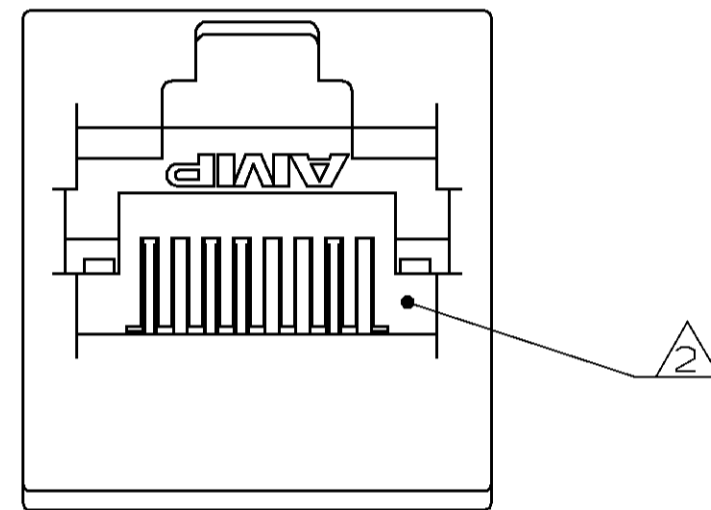
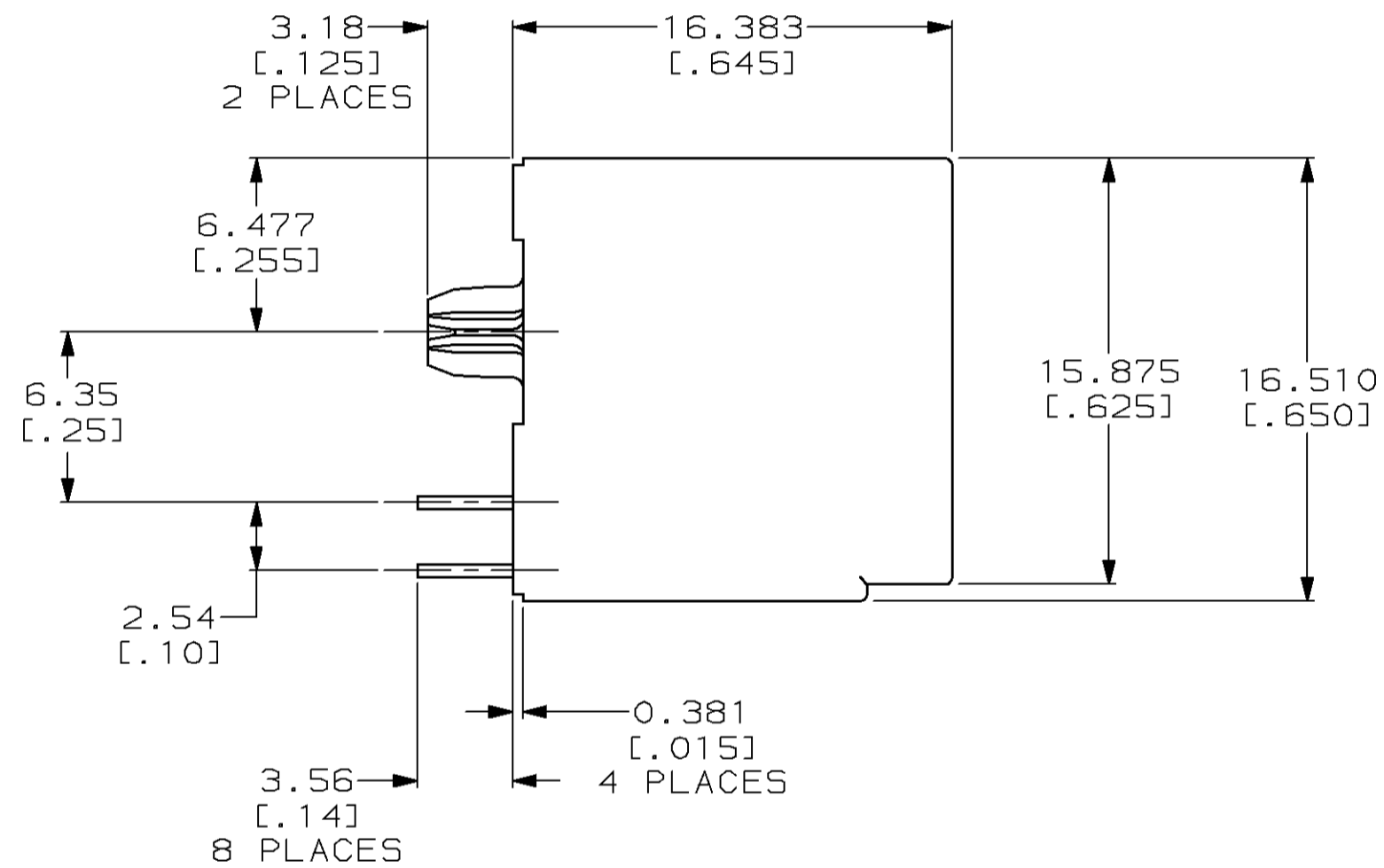


1 MATERIAL: HOUSING - POLYESTER MOLDING COMPOUND, BLACK, UL 94V-0.
 TERMINALS - 0.33[.013] THICK PHOS BRONZE PLATED WITH 1.27μm[.000050] MINIMUM THICK HARD GOLD IN LOCALIZED AREA AND 3.81μm[.000150] MINIMUM THICK TIN-LEAD IN SOLDER AREA OVER 1.27μm[.000050] MINIMUM THICK UNDERPLATE.
 TERMINAL INSERT PLASTIC: POLYESTER MOLDING COMPOUND, GRAY, UL 94V-0.

2 JACK CAVITY CONFORMS TO FCC RULES AND REGULATIONS, PART 68 SUBPART F.

3. ALL DIMENSIONS SHOWN ARE NOMINAL UNLESS OTHERWISE SPECIFIED.

4 CAUTION: CATEGORY 5 JACK SOLDER TAIL POSITIONS DO NOT FOLLOW SAME NUMBER SEQUENCE AS THAT OF TRADITIONAL JACKS.



558397-1
PART NO.

<small>THIS DRAWING IS A CONTROLLED DOCUMENT FOR AMP INCORPORATED. IT IS SUBJECT TO CHANGE AND THE CONTROLLING ENGINEERING ORGANIZATION SHOULD BE CONTACTED FOR THE LATEST REVISION.</small>		DWN D. STRAUSSER 05AUG96	AMP Incorporated Harrisburg, PA 17105-3608
<small>TOLERANCES UNLESS OTHERWISE SPECIFIED:</small> 0 PLC ±- 1 PLC ±- 2 PLC ±0.25[.01] 3 PLC ±0.127[.005] 4 PLC ±- ANGLES ±- FINISH ±-		CHK N. JONES 09AUG96	
DIMENSIONS: mm [INCHES]		APVD J. TONEY 16AUG96	NAME MODULAR JACK ASSEMBLY, 8 POSITION, TOP ENTRY, CATEGORY 5
MATERIAL 		PRODUCT SPEC -	SIZE A2
CUSTOMER DRAWING		APPLICATION SPEC -	CAGE CODE 00779
		WEIGHT -	DRAWING NO C-558397
		SCALE 4:1	SHEET 1 OF 1
		REV E	